60±1

95±1

Infinity by HARMAN

GLIDE 120
WIRELESS IN-EAR HEADPHONE

User Manual
Warning!
Warranty Card



Infinity GLIDE 120

HARMAN's FAMILY OF LEGENDARY BRANDS

Infinity by HARMAN
JBL by HARMAN
AKG by HARMAN
REVEL by HARMAN
harman/kardon by HARMAN
mark Levinson by HARMAN

User Manual

① What's in the box

1. GLIDE 120 — x 1
2. USB charging cable — x 1
3. Ear tips — S / M / L — x 3 pairs
4. User manual — x 1

User Manual

② Overview

1. LEDs / Buttons and LEDs

2. Charging

Input: 5V/1A

Warning: Do not charge with a fast charger with voltage>5V and current >1.2A, otherwise it will cause damage and other serious conditions.

③ Wearing the headphone

1. Select the right ear tips — S / M / L
2. Wear behind the neck

User Manual

3. Use the magnets / When not in use, connect the earpieces in front of your neck using the magnets to avoid dangling

④ Power on / Power off

1. Turn on the headphone — >2.0s
2. Turn off the headphone — >5.0s

⑤ EQ switching

1. This headphone comes with dual EQ to cater to various personal preference, to switch EQ, hit Vol- and Vol+ simultaneously to switch to the other.

⑥ Bluetooth connection

1. For the first time connecting, hold down the power button for 5s and headphone will enter pairing mode. The unit will remember the connected device and thus start auto-pairing in future pairing by hitting power button for 2s.

Infinity GLIDE 120

Bluetooth

The Bluetooth® word mark and logos are registered trademarks owned by Bluetooth SIG, Inc. and any use of such marks by HARMAN International Industries, Incorporated is under license. Other trademarks and trade names are those of their respective owners.

CAUTION
RISK OF EXPLOSION IF BATTERY IS REPLACED BY AN INCORRECT TYPE
DISPOSE OF USED BATTERIES ACCORDING TO THE INSTRUCTIONS

To register for warranty scan QR

www.HarmanWarranty.in

HARMAN International Industries, Incorporated
8500 Balboa Boulevard, Northridge, CA 91329 USA
www.harman.com

HARMAN International Industries, Incorporated. All rights reserved.

Infinity is a trademark of HARMAN International Industries, Incorporated, registered in the United States and/or other countries.

Features, specifications and appearance are subject to change without notice.

User Manual

2. Connect to bluetooth device

Settings — Bluetooth
Bluetooth
DEVICES
Infinity GLIDE 120 — Connected
Now Discoverable

Choose "Infinity GLIDE 120" to connect

3. Restore factory settings/Press the Volume+and Volume-at the same time for 5s, restore factory settings.

⑦ Music

>2.0s

⑧ Phone call

>2.0s

Note: Hold power button for 2s to make a phone call to the last-dialed number.

User Manual

⑨ LED indicator

Headphone mode	LED Status
① Power on	x3
① Power off	On 1.0s
BT Pairing	Fast
BT Connec	Slow
BT Work	Slow
Low batt	Fast x4
Charging Com	On
Charging in Progress	On

⑩ Voice Assistant

Hit power button twi[illegible]nuously to activate such voice assistant as Siri, Google Assistant, or the one pre-installed in your phone.

⑪ Specificati[illegible]

- Driver Size:12mm
- Dynamic frequency [illegible]se range: 20Hz~20kHz
- Maximum SPL: 101 [illegible]Hz
- Microphone sensitivity: [illegible]Hz dB v/pa:-27dBFs±3
- Impedance: 32 [illegible]
- Bluetooth transmi[illegible]ver: -6~-4dBm
- Bluetooth transmi[illegible]dulation: GFSK [illegible]SK 8DPSK
- Bluetooth frequency: 2.402GHz~2.48GHz
- Bluetooth profiles:v2h,v[illegible]HFh1.7/HSv1.1/AVCTPv1.4/AVDTPv1.[illegible]
- Bluetooth version: 5.0
- Polymer Li-ion Battery [illegible] 3.7V
- Charging time: abo[illegible]
- Music play time wit[illegible]50% volum[illegible]t 7 hours
- Talk time with BT on [illegible]

Warning!

- To guarantee your personal safety, please ensure that these headphones are not worn or kept in the immediate vicinity (closer than 10 cm) of a pacemaker.
- Do not insert jack plug into electric sockets.
- Supervise children when using the equipment. This product is not a toy.

Headphone listening at high volume levels – particularly over extended periods of time – may damage your hearing.

IMPORTANT!

The operation of switches on your hi-fi system or plugging in the head-phones may cause clicks which at high volume settings may affect your hearing. Therefore, always set the volume control to minimum before switching between different sources(tuner, turntable,CD player,etc.) or plugging in the headphones. For traffic safety, do not use headphones while driving or cycling. The ear sleeves may deteriorate due to long-term storage or use.

INFORMATION ON DISPOSAL FOR USERS OF WASTE ELECTRICAL & ELECTRONIC EQUIPMENT (PRIVATE HOUSHOLD)

This symbol on the products and/or accompanying documents means that used electrical and electronic products should not be mixed with general household waste. For proper treatment, recovery and recycling, please take these products to designated collection points, where they will be accepted on a free of charge basis. Alternatively, in some countries you may be able to return your products to your local retailer upon the purchase of an equivalent new product. Disposing of this product correctly will help to save valuable resources and prevent any potential negative effects on human health and the environment which could otherwise arise from inappropriate waste handling.Please contact your local authority for further details of your nearest designated collection point. Penalties may be applicable for incorrect disposal of this waste, in accordance with national legislation.

INFORMATION ON DISPOSAL IN OTHER COUNTRIES OUTSIDE THE EUROPEAN UNION

This symbol is valid in the European Union. If you wish to discard this product, please contact your local authorities or dealer and ask for the correct method of disposal.

Warranty Card

SET UP INFORMATION & PRODUCT REGISTRATION

Congratulations with the purchase of your new Product. We [illegible] our utmost to make your experience the best one possible. If you have any [illegible] when setting up your Product and would like some helpful hints, we recommend that you visit the relevant country specific support website for your Product:www.HarmanWarranty.in.There you will also find relevant contact information. If you cannot find the information you are looking for, please contact the vendor that sold the Product to you or contact the relevant HARMAN customer support center by electronic mail or phone.

We recommend that you register your Product via the relevant country specific website for your Product. Your registration will allow us to inform you about updates for certain products, possible new offers and new Products and/or applications. Registering is easy; just follow the instructions on the relevant country specific website for your Product.

NOTE: WARRANTY IS APPLICABLE ONLY IN INDIA

LIMITED WARRANTY

WHO IS PROTECTED BY THE WARRANTY

This limited warranty (the "Limited Warranty") p[illegible] the original end-user ("you" or "your"), and is not transferable and is applic[illegible] in the country (excluding EEA member states and the Russian Federation) in which you originally purchased your INFINITY Product (the "Product"). Any attempt to transfer this warranty shall immediately make this warranty void.

LIMITED WARRANTY

HARMAN International Industries, Incorporated ("HARMAN") is the manufacturer and through its local subsidiaries [illegible]s to you that the Product (including components provided in/with the Product) will be free from defects in workmanship and materials for a period of ONE year from the date of retail purchase by you (the "Warranty Period"). During the Warranty Period, the Product (including components), will be repaired or replaced at HARMAN's option, without charge for either parts or labor OR at HARMAN's sole option, the price of the Product may be refunded, subject to depreciation based on your purchase price for the Product pro-rated over the remaining balance of the Warranty Period. Any warranty service or replacement of parts will not extend the Warranty Period.

Warranty Card

This Limited Warranty does not cover defects which are a result of: (1) damage caused by accident, unreasonable use or neglect (including the lack of reasonable and necessary maintenance); (2) damage during shipment (claims must be presented to the carrier); (3) damage to, or deterioration of, any accessory or decorative surface; (4) damage resulting from failure to follow instructions contained in your owner's manual; (5) damage resulting from the performance of repairs by someone other than HARMAN authorized service center; (6) deterioration of component parts, the nature of which is to become worn or depleted with use, such as batteries and headphone ear sleeves.

Furthermore, this Limited Warranty covers only actual defects within the Product, and does not cover the cost of installation or removal from a fixed installation, setup or adjustments, claims based on misrepresentation by the seller, performance variations resulting from installation-related circumstances such as source quality or AC power or Product modifications, any unit on which the serial number has been effaced, modified or removed, or units used for other than home use. This Limited Warranty is valid only for INFINITY products purchased from an authorized dealer.

Except to the extent expressly prohibited in your jurisdiction by mandatory law, all implied warranties, including fitness for a particular purpose and merchantability are hereby excluded and in no event shall HARMAN or any HARMAN subsidiary be liable for any indirect, direct, incidental, special or consequential loss or damages whatsoever (including, without limitation, other pecuniary loss) arising out of the use of or inability to use the Product, even if HARMAN and/or a HARMAN subsidiary have been advised of the possibility of such damages. To any extent that HARMAN cannot lawfully disclaim implied warranties under this Limited Warranty, all such implied warranties are limited in duration to the duration of this warranty. Some jurisdictions do not allow the exclusion or limitation of incidental or consequential damages or exclusions or limitations on the duration of implied warranties or conditions, so the above limitations or exclusions may not apply to you. This warranty gives you specific legal rights, and you may also have other rights that vary by jurisdiction.

HOW TO OBTAIN WARRANTY SERVICE

For a seamless experience please register [illegible]duct at www.HarmanWarranty.in. Information on service centers can be found [illegible]ration page.Contact the dealer who sold you this Product, or contact HARMAN customer support using the contact

Warranty Card

information on the relevant country specific support website for your Product to request warranty service. To validate your right to this Limited Warranty, you must provide the original sales invoice or other proof of ownership and date of purchase. Do not return your Product without prior authorization from the corresponding dealer or HARMAN. Warranty repair of the HARMAN Product must be carried out by Harman authorized service center. Unauthorized warranty repair will void the warranty and is performed at your sole risk.

You are also [illegible] consult the relevant country specific HARMAN support website for your Product for helpful hints.

WHO PAYS FOR WHAT

This Limited Warranty covers [illegible]ses for labor and materials required for the repair OR replacement of the Product that is found to be defective, and a reasonable return shipping charge within the country of repair. Please be sure to save the original shipping carton(s), because a charge will be made for additional cartons/packaging.
You will be charged for the cost of examining a unit that is not in need of repair (including resulting shipping costs), or for necessary repairs not covered by this Limited Warranty.
We sincerely thank you for your expression of confidence in INFINITY. We wish you many years of listening pleasure.

Fold Method for User Manual

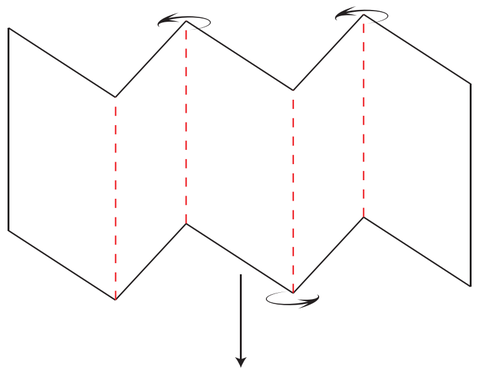



Material: 80g book paper

材质：80G书纸 风琴折